

## Our diversity statistics – July 2025

We pride ourselves on being a law firm with a diverse and inclusive culture and which fosters a working environment offering equal opportunities to everybody where individuals are treated the same regardless of their personal characteristics or their background.

This document provides a breakdown of our diversity statistics as at 1 July 2025 covering age, gender, ethnic group, sexual orientation, disability, religion, socio-economic background, education and caring responsibilities.

The data was collected during an anonymous survey carried out in June 2025. Participating was voluntary. Our statistics are based on the responses received.

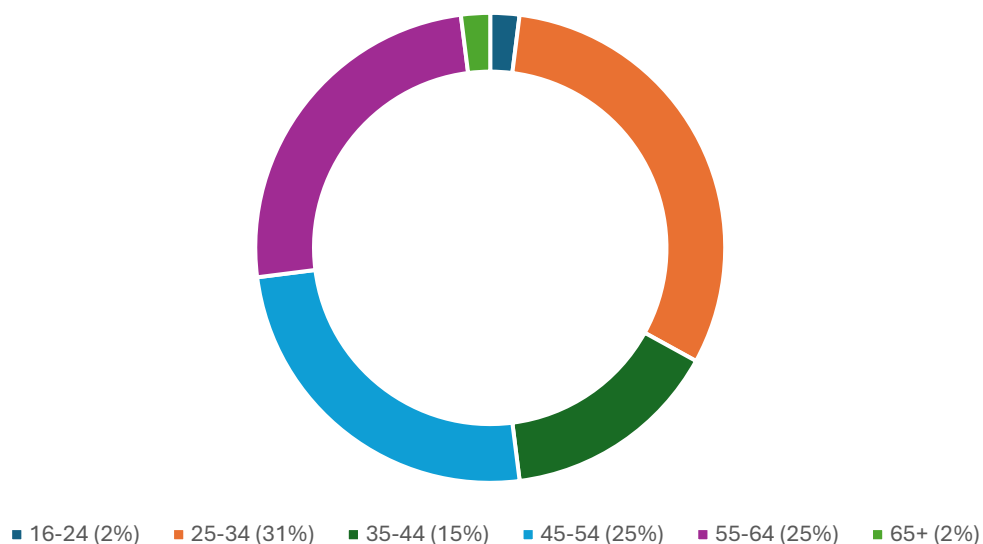
### Definitions

“Partners” includes partners who are members of Brecher LLP and employees of the LLP of equivalent standing and qualifications or experience.

“Other Fee-Earners” includes solicitors and all other qualified and non-qualified members of staff who undertake fee-earning work.

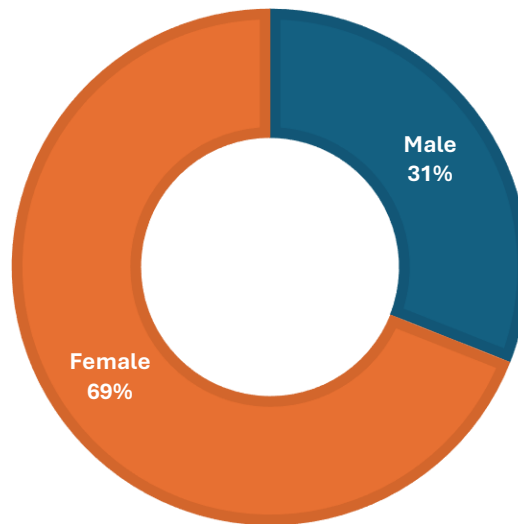
“Business Support” includes directors, managers and other members of staff who work in business services functions, and all of our Executive Assistants.

### AGE

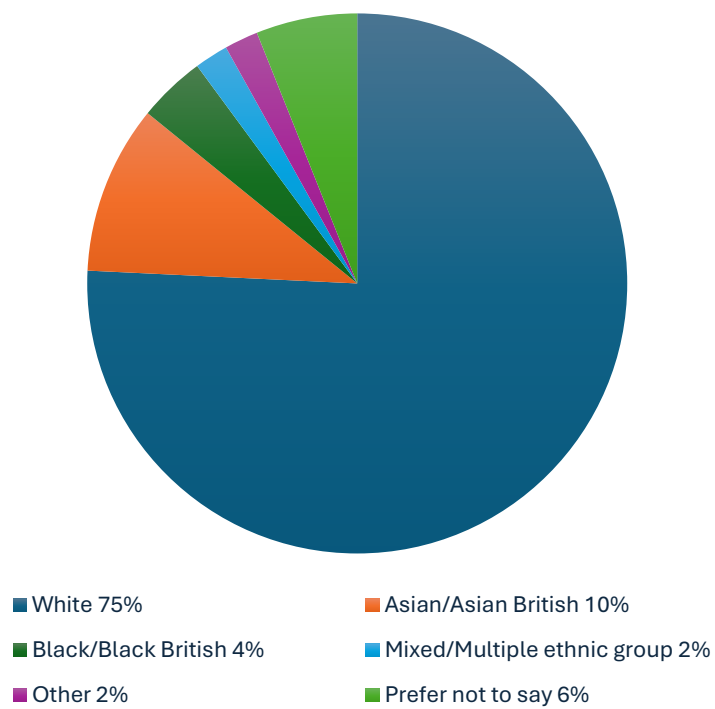


## GENDER

■ Male ■ Female



## ETHNIC GROUP

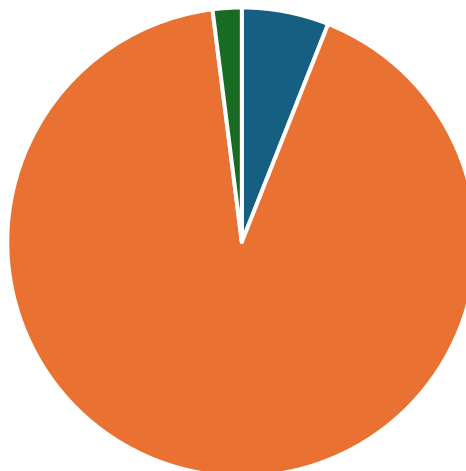


## SEXUAL ORIENTATION



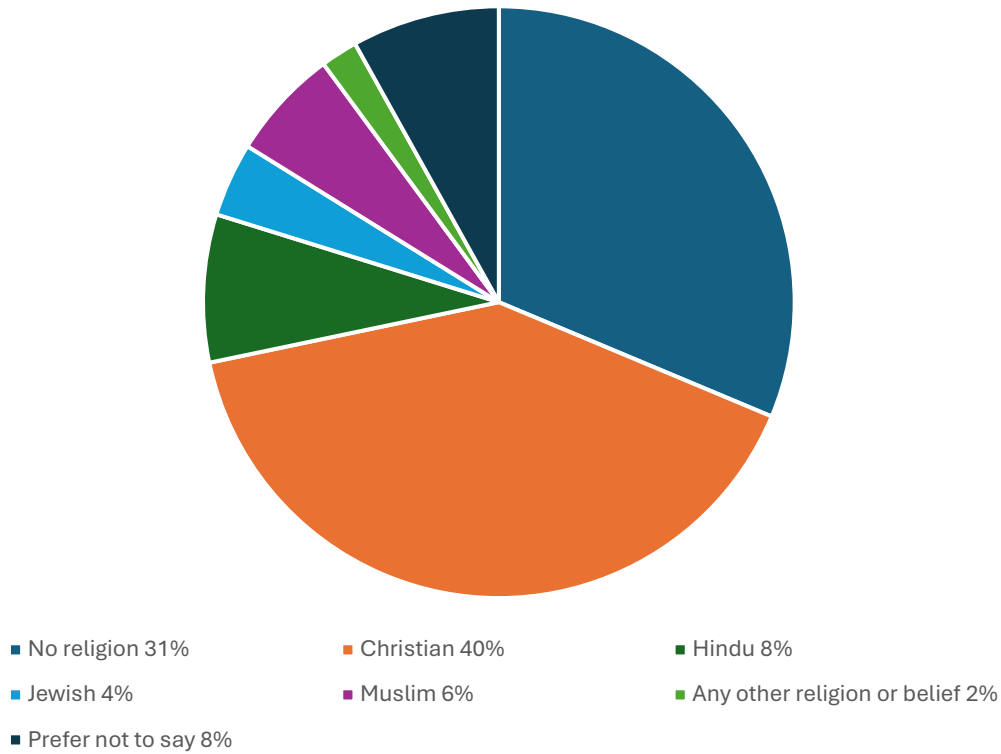
■ Heterosexual 92% ■ Bisexual 2% ■ Prefer not to say 6%

## DO YOU CONSIDER YOURSELF TO HAVE DISABILITY ACCORDING TO THE DEFINITION IN THE EQUALITY ACT 2010?



■ Yes 6% ■ No 92% ■ Prefer not to say 2%

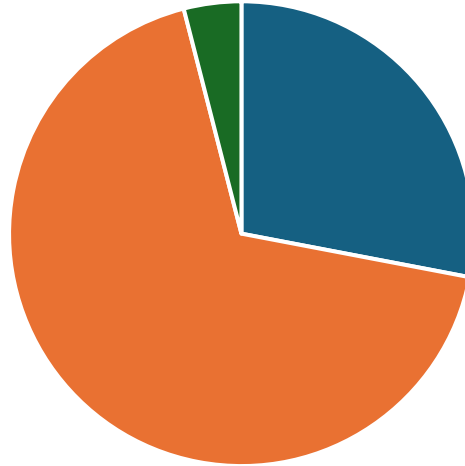
## RELIGION



## WHAT WAS THE OCCUPATION OF YOUR MAIN HOUSEHOLD EARNER WHEN YOU WERE ABOUT 14?

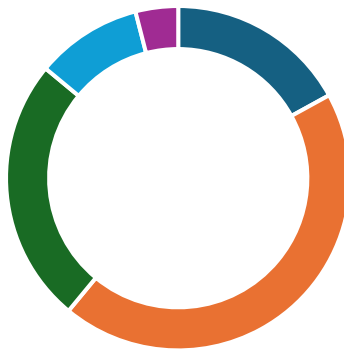


**DID EITHER OF YOUR PARENTS ATTEND UNIVERSITY AND  
GAIN A DEGREE, (E.G. BA/BSC OR EQUIVALENT BY THE TIME  
YOU WERE 18)?**



- Yes, one or both of my parents attended university 28%
- No, neither of my parents attended university 68%
- Prefer not to say 4%

**WHICH TYPE OF SCHOOL DID YOU ATTEND FOR  
MOST OF THE TIME BETWEEN THE AGES OF 11-16?**



- State-run or state-funded school (selective on academic, faith or other grounds) 17%
- State-run or state-funded school (non-selective) 44%
- Independent / fee-paying school 25%
- Attended school outside the UK 10%
- Prefer not to say 4%

## ARE YOU A PRIMARY CARER FOR A CHILD OR CHILDREN UNDER 18?



## DO YOU LOOK AFTER OR CARE FOR SOMEONE WITH LONG TERM PHYSICAL OR MENTAL ILL HEALTH CAUSED BY DISABILITY OR AGE (NOT IN A PAID CAPACITY)?

